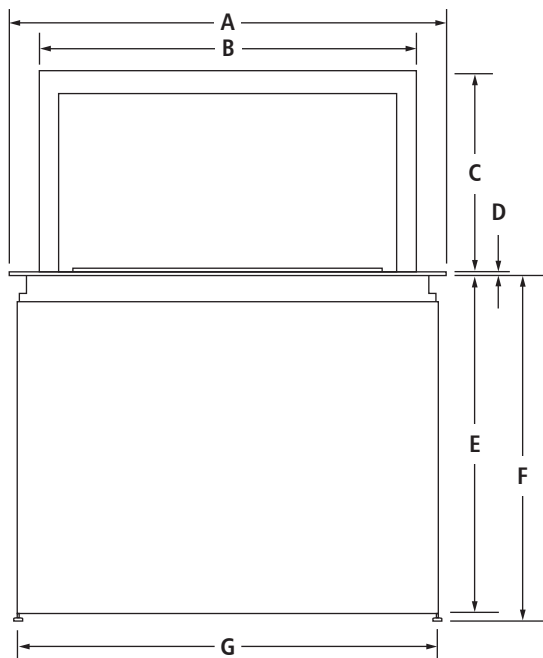


36" ACCOLADE™ DOWNDRAFT VENTILATION SYSTEM

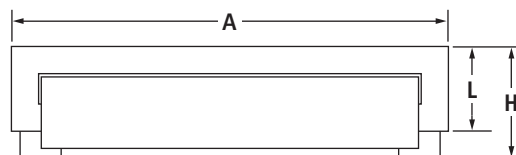
JXD7836BS – 40<sup>3</sup>/<sub>4</sub>" x 57<sup>5</sup>/<sub>16</sub>" x 10<sup>3</sup>/<sub>8</sub>"

PRODUCT DIMENSIONS

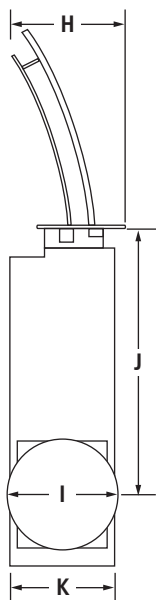


FRONT VIEW

MODEL #		JXD7836BS	
		in	cm
A	Overall width	40 <sup>3</sup> / <sub>4</sub>	103.5
B	Width of retractable vent	35 <sup>1</sup> / <sub>4</sub>	89.5
C	Height of retractable vent	18 <sup>1</sup> / <sub>2</sub>	47.1
D	Height of top trim	<sup>5</sup> / <sub>16</sub>	0.8
E	Height of recessed downdraft vent	29 <sup>15</sup> / <sub>16</sub>	76.0
F	Height of recessed downdraft vent with leveling feet (min.-max.)	33-38 <sup>1</sup> / <sub>2</sub>	83.8-97.8
G	Width of recessed downdraft vent	39 <sup>1</sup> / <sub>4</sub>	99.7
H	Overall depth	10 <sup>3</sup> / <sub>8</sub>	26.4
I	Vent collar diameter	10	25.4
J	Top of counter to middle of vent collar	26	65.9
K	Depth of recessed downdraft vent	9 <sup>1</sup> / <sub>4</sub>	23.5
L	Depth of top trim	7 <sup>7</sup> / <sub>8</sub>	20.0



TOP VIEW

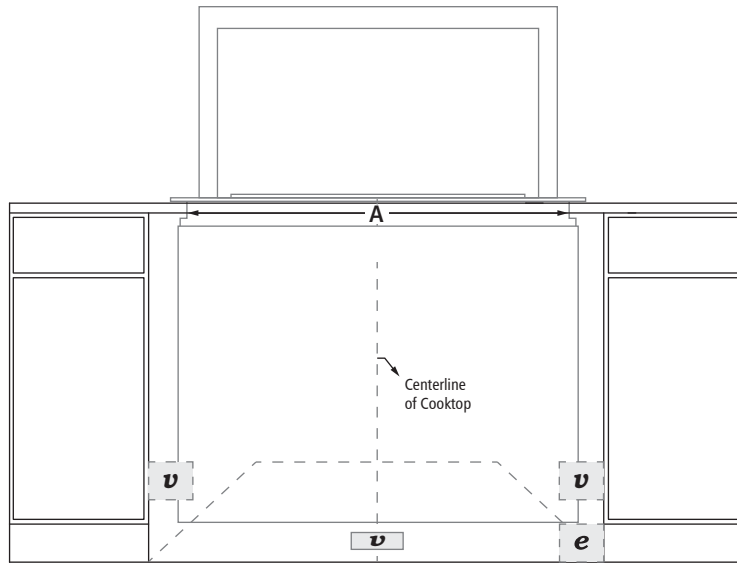


SIDE VIEW

36" ACCOLADE™ DOWNDRAFT VENTILATION SYSTEM

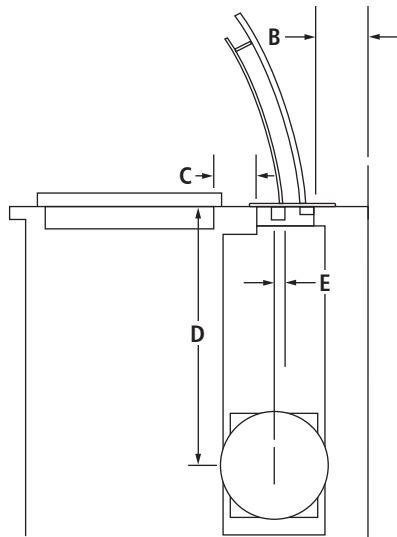
JXD7836BS – 40<sup>3</sup>/<sub>4</sub>" x 57<sup>5</sup>/<sub>16</sub>" x 10<sup>3</sup>/<sub>8</sub>"

DIMENSIONS AS INSTALLED



FRONT VIEW

MODEL #		JXD7836BS	
		in	cm
<b>A</b>	Width of cutout	39 <sup>7</sup> / <sub>16</sub>	100.2
<b>B</b>	Depth from back wall to vent box cutout (min.)	2	5.1
<b>C</b>	Depth from cooktop cutout to vent cutout (min.)	3 <sup>1</sup> / <sub>2</sub>	8.9
<b>D</b>	Height from center of vent cutout to top of countertop – side wall vent option	26	65.9
<b>E</b>	Depth from center of vent cutout to vent collar center	1 <sup>3</sup> / <sub>8</sub>	3.6
<b>e</b>	Recommended junction box location		
<b>v</b>	Recommended venting location	Clearance for 10" (25.4 cm) diameter duct	

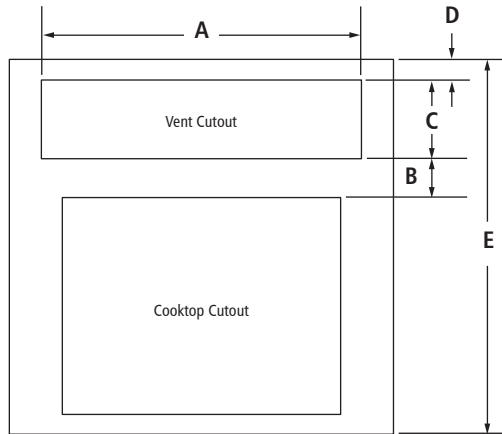


SIDE VIEW

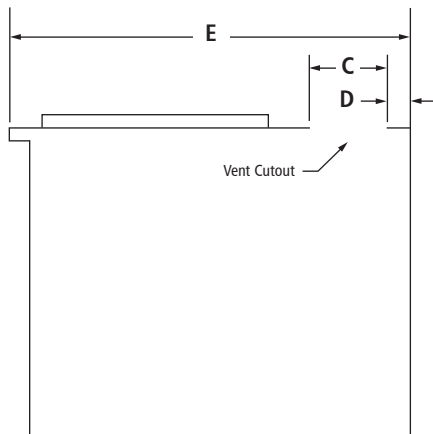
36" ACCOLADE™ DOWNDRAFT VENTILATION SYSTEM

JXD7836BS – 40<sup>3</sup>/<sub>4</sub>" x 57<sup>5</sup>/<sub>16</sub>" x 10<sup>3</sup>/<sub>8</sub>"

OPENING/CLEARANCE DIMENSIONS



TOP VIEW



SIDE VIEW

MODEL #		JXD7836BS	
		in	cm
A	Width of cutout	39 <sup>7</sup> / <sub>16</sub>	100.2
B	Depth from cooktop cutout to cutout (min.)	3 <sup>1</sup> / <sub>2</sub>	8.9
C	Depth of cutout	6 <sup>1</sup> / <sub>16</sub>	17.0
D	Depth from cutout to wall (min.)	2	5.1
E	<b>IMPORTANT:</b> Cabinet and countertop depths are determined by the cooking appliances to be used with this downdraft vent system.		

**LOCATION REQUIREMENTS**

Cabinet and countertop depth requirements may be deeper than 38" (96.5 cm). This is determined by the cooking appliances being installed with this downdraft vent system.

**ELECTRICAL REQUIREMENTS**

120 volt, 60 Hz, AC only, 15-amp fused, electrical circuit is required.

**VENTING REQUIREMENTS**

The vent is factory set for a 10" diameter (25.4 cm) vent system venting through the wall or floor. Do not terminate the vent in an attic or other enclosed area.