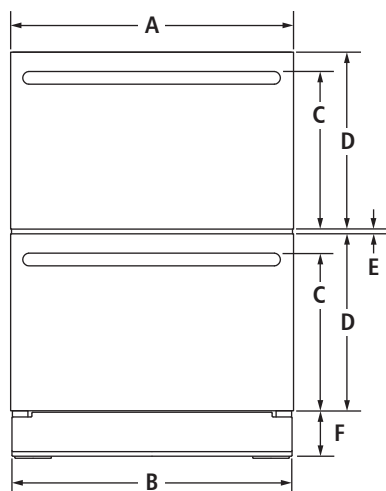


UNDER COUNTER DOUBLE-REFRIGERATOR DRAWERS

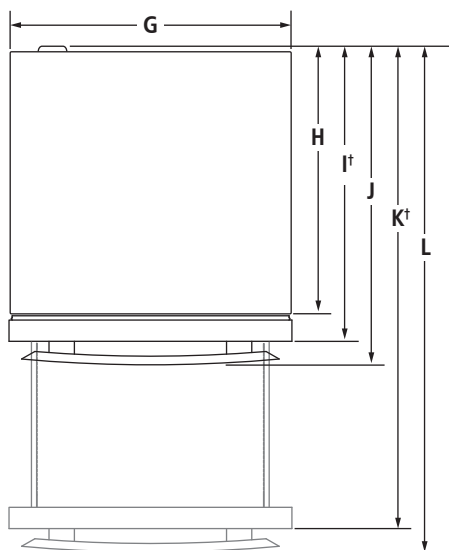
JUD24FRERS – 23⁷/₈" x 34¹/₈" x 26 (including handles)

JUD24FRECX – 23⁷/₈" x 34¹/₈" x 23⁷/₈"

PRODUCT DIMENSIONS



FRONT VIEW



TOP VIEW

MODEL #		JUD24FRERS		JUD24FRECX	
		in	cm		
A	Width of each drawer	23 ⁷ / ₈	60.6		
B	Width of grille	23 ¹ / ₂	59.8		
C	Height to top of each handle Pro-Style® Stainless*	13	33.1		
		12 ³ / ₄	32.5		
		**	**		
D	Height of each drawer	15	38.0		
E	Space between drawers	1/4	0.6		
F	Height of grille	3/4	9.4		
G	Width of recessed refrigerator	23 ⁷ / ₈	60.6		
H	Depth without drawers	21 ⁵ / ₈	55.0		
I [†]	Depth with drawers	23 ⁷ / ₈	60.7		
J	Depth with handles Pro-Style® Stainless*	26 ¹ / ₂	67.4		
		26	66.0		
		**	**		
K [†]	Depth with drawers fully open excluding handles	41 ¹ / ₂	105.5		
L	Depth with drawers fully open including handles Pro-Style® Stainless*	44 ¹ / ₈	112.2		
		43 ⁵ / ₈	110.8		
		**	**		

*Requires 2 optional Pro-Style® Stainless handle kits – W10588599. Each kit includes one Pro-Style® badge and one handle.

**For custom panel models, this depends on handle chosen.

[†]Includes recommended 3/4" (1.9 cm) custom panel thickness (JUD24FRECX).

IMPORTANT: Dimensional specifications are provided for planning purposes only.

Do not make any cutouts based on this information. Refer to the Installation or Use & Care Guide before selecting cabinetry, verifying electrical/gas connections, making cutouts or beginning installation.

All Jenn-Air® appliances are appropriately UL, CUL or CSA approved.

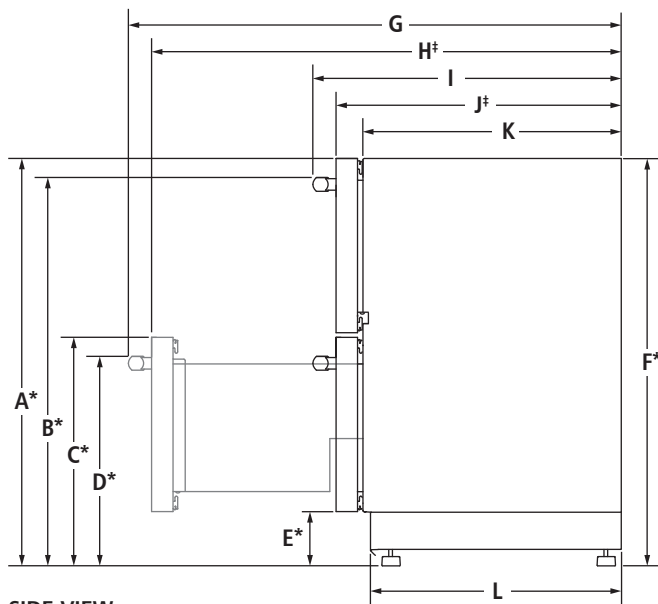


UNDER COUNTER DOUBLE-REFRIGERATOR DRAWERS

JUD24FRERS – 23⁷/₈" x 34¹/₈" x 26 (including handles)

JUD24FRECX – 23⁷/₈" x 34¹/₈" x 23⁷/₈"

DIMENSIONS AS INSTALLED



SIDE VIEW

MODEL #	JUD24FRERS JUD24FRECX		
	in	cm	
A*	Height to top of upper drawer (min.)	34 ¹ / ₈	86.8
B*	Height to top of upper drawer handle (min.)	31 ¹ / ₂	80.0
C*	Height to top of lower drawer (min.)	19	48.2
D*	Height to top of lower drawer handle (min.)	16 ¹ / ₄	41.4
E*	Height to top of grille (min.)	4	10.2
F*	Height of recessed refrigerator (min.)	34 ¹ / ₈	86.8
G	Depth with drawers fully open including handles (min.) Pro-Style® Stainless**	44 ¹ / ₈	112.2
	Euro-Style Stainless	43 ⁵ / ₈	110.8
	Custom panel	†	†
H#	Depth with drawers fully open excluding handles (min.)	41 ¹ / ₂	105.5
I	Depth with handles (min.) Pro-Style® Stainless**	26 ¹ / ₂	67.4
	Euro-Style Stainless	26	66.0
	Custom panel	†	†
J#	Depth with drawers (min.)	23 ⁷ / ₈	60.7
K	Depth without drawers (min.)	21 ⁵ / ₈	55.0
L	Depth of grille (min.)	20 ³ / ₄	52.7

*Add ³/₈" (1.6 cm) to the height dimension when leveling legs are fully extended.

**Requires 2 optional Pro-Style® Stainless handle kits – W10588599. Each kit includes one Pro-Style® badge and one handle.

†For custom panel models, this depends on handle chosen.

‡Includes recommended ³/₄" (1.9 cm) custom panel thickness (JUD24FRECX).

IMPORTANT: Dimensional specifications are provided for planning purposes only.

Do not make any cutouts based on this information. Refer to the Installation or Use & Care Guide before selecting cabinetry, verifying electrical/gas connections, making cutouts or beginning installation.

All Jenn-Air® appliances are appropriately UL, CUL or CSA approved.

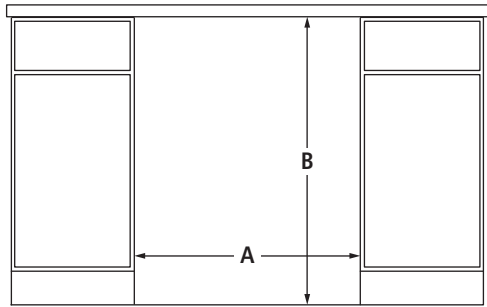


UNDER COUNTER DOUBLE-REFRIGERATOR DRAWERS

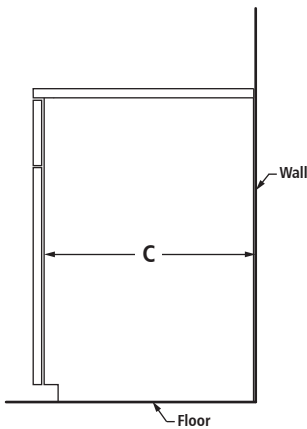
JUD24FRERS – 23⁷/₈" x 34¹/₈" x 26 (including handles)

JUD24FRECX – 23⁷/₈" x 34¹/₈" x 23⁷/₈"

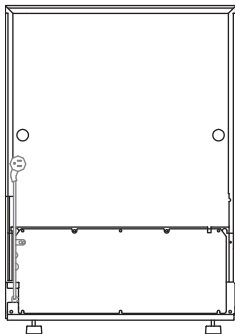
OPENING/CLEARANCE DIMENSIONS



FRONT VIEW



SIDE VIEW



BACK VIEW

MODEL #		JUD24FRERS		JUD24FRECX	
		in	cm	in	cm
A	Width (min.)	24	61.0		
B	Height (min.)	34 ³ / ₈	87.3		
C	Depth (min.)	24	61.0		

ELECTRICAL REQUIREMENTS

115 volt, 60 Hz, AC only, 15- or 20-amp fused, grounded circuit is required. A dedicated circuit is recommended. Use an outlet that cannot be turned off by a switch. Minimum length of the power cord is 63" (160.0 cm). Do not use an extension cord.

IMPORTANT: Dimensional specifications are provided for planning purposes only. Do not make any cutouts based on this information. Refer to the Installation or Use & Care Guide before selecting cabinetry, verifying electrical/gas connections, making cutouts or beginning installation. All Jenn-Air® appliances are appropriately UL, CUL or CSA approved.