

THE FUTURE
OF LUXURY IS HERE



C O N T E N T S

BOUND BY NOTHING™	0 4
FORGING THE FUTURE OF LUXURY	0 6
RISE™ & NOIR™ DESIGN EXPRESSIONS	0 8
CUTS BY JENNAIR®	1 2

REFRIGERATION	1 6
PROFESSIONAL-STYLE RANGES	3 2
PROFESSIONAL-STYLE RANGETOPS	4 2
COOKTOPS	5 0
WALL OVENS	6 2
MICROWAVES & WARMING DRAWERS	7 0
VENTILATION	7 6
DISHWASHERS & COMPACTORS	8 4
UNDERCOUNTER REFRIGERATION & ICE MAKERS	9 2
SMALL KITCHENS	1 0 2



WE ARE DRIVING A REVOLUTION.
WE CARRY OUR FOUNDER'S TORCH,
STRIVING TO TEAR DOWN COMPLACENCY
AND CREATE EXTRAORDINARY PRODUCTS
WITH VISCERAL DESIGNS
AND CAPTIVATING EXPERIENCES.
UNABASHED AND UNAPOLOGETIC,
WE ARE HELL-BENT THAT THE FUTURE
OF LUXURY—REAL LUXURY—
IS FORGED IN PROGRESS.

B O U N D B Y
N O T H I N G TM

FORGING THE FUTURE OF LUXURY



BEAUTY THAT BEGS TO BE DEVoured

Indulge in the relentlessly unconventional. Aesthetic beauty is innate in JennAir® luxury appliances, like the exclusive Obsidian Interior Illuminated by Eclipse Lighting that defies drab vanilla-white interiors.



FINE INGREDIENTS DESERVE INNOVATIVE TECHNOLOGY

Command your appliances like never before. Disruptive technology elevates JennAir® luxury appliances from mere tools to digital sous chefs, like our JennAir® Culinary Center—a step-by-step experience that delivers extraordinary results, guiding you from prep to plated perfection.



DEMAND THE QUIETEST

Never settle for just quiet—JennAir is the quietest luxury dishwasher brand in the industry*, ensuring that a superior clean across all three racks is also the quietest. Because true luxury isn't loud. Period.

*Based on normal cycle.

CHOOSE YOUR

REBELLION

RISE™

DESIGN EXPRESSION

BOLD
ROBUST
TIMELESS
BRASS

Forged in mixed metals, the robust lines of the RISE™ Design Expression draw the eye to its bold, professional-style design. Indulge in the details—a custom knurled handle, brass-inspired knob collars, a bold badge and geometric grates.

NOIR™

DESIGN EXPRESSION

SLEEK
MINIMALIST
MODERN
LACE

Sculpted in stainless steel, the NOIR™ Design Expression features structured grates, expansive black glass, an illusive badge and hidden lace textures, discoverable only by touch. Explore the artful mystery of a minimalist design that rejects dated ideals of beauty.



RISE™

CUSTOM KNURLED HANDLE

A strong, postured handle wrapped in an asymmetrical, diamond texture is meant to be grasped.



DISTINCT BRASS-INSPIRED FINISHES

A daring brass-inspired finish on the collars of bladed knobs pairs with polished brass burner caps* to define confidence.



GEOMETRIC GRATES

Unexpected angles and seductive curves crown brass burners—denying traditional spider grates.

*Brass burner caps sold separately.



SCULPTED HANDLE

This bold handle becomes impossibly delicate as it is experienced. Lace textures flow in and out of view and are discoverable by both sight and touch.



STRUCTURED GRATES

An alluring juxtaposition of structure and clean lines against liquid reflections and expansive black glass.

NOIR™

LASER-ETCHED LACE

A seductive, inscribed lace texture reflects in the concave surfaces of the handle and lever knobs.





CUTS

LEATHER COLUMN PANELS

Indulge in textures that bring the warmth and premium feel of leather to Column Refrigeration. Each of the four distinct designs—Carbon, Cognac, Croc and Caviar—is swathed in seductive Italian leather and rewrites the rule of customization in your kitchen.



CARBON

Hand-selected authentic Italian leather panels with an embossed grain. This classic black finish fits with any kitchen design.



COGNAC

Authentic Italian leather in a JennAir exclusive mottled amber-colored finish with varying depths of two-toned color. The rich hue pairs with diverse handles.



CROC

Authentic Italian leather textured to emulate crocodile skin. The burgundy color is hand-rubbed into the hide and finished with a secondary tone that adds depth.



CAVIAR

Rich black authentic Italian leather tipped with pewter ink creates a two-toned effect. The stingray pattern adds a powerful dynamic to modern decor.

AVAILABLE UNTIL FEB 2025



2024 LIMITED EDITION
CUTS LEATHER PANEL

MYSTIC

TEMPTATION IS CALLING. Do you dare to follow the Siren's Song? Mystic was inspired by the deep sea, an underwater world where the last rays of sunlight illuminate the ocean floor. Captivating instantly, the iridescence brings allure and mystery to your space.



ONLY 30 PANELS EXIST

This exclusive design will remain available until February 2025.

Crafted from authentic Italian leather in an opalescent azure green and an intricate texture, Mystic pairs perfectly with warm and cool metals, and rich, dark woods.



MOUNT A HANDLE
OF YOUR CHOICE

Add on a JennAir® RISE™ or NOIR™ Design Expression handle to match your appliances or mount a one-of-a-kind handle crafted by an artist.*

*Accessory handles sold separately. RISE™ Design Expression shown.



R E F R I G E R A T I O N

Open your eyes to refrigerators that redefine the category. Curate a personalized JennAir® Column configuration, or choose from built-in refrigerators in multiple configurations and sizes and freestanding refrigerators.

RISE™

42" Built-In French Door Refrigerator
with Panel Kit



Available in multiple sizes.
See page 29.

NOIR™

42" Built-In French Door Refrigerator
with Panel Kit



Available in multiple sizes.
See page 29.



DARING OBSIDIAN INTERIOR

Discover the only refrigerators with Industry-exclusive Obsidian black Interiors. Inspired by volcanic glass, this stage-like dark finish illuminated by Eclipse Lighting erupts with high contrast style and is available in all JennAir® Refrigeration configurations.



PRECISION COOLING

From Trinity Cooling to TwinFresh™ Climate Control, JennAir® Refrigeration creates ideal climates for the differing preservation needs of fresh and frozen foods.



REMOTE ACCESS

Connect JennAir® Column and select Freestanding Refrigerators to WIFI for real-time open door, power outage and filter change notifications through the JennAir® App:

*Appliance must be set to remote enable. WIFI & App required. Features subject to change. For details and privacy info, visit jennair.com/connect.



REFRIGERATION:
COLUMNS, BUILT-IN & FREESTANDING

CONFIGURATIONS & OPTIONS



COLUMN



BUILT-IN



FREESTANDING

SIZES:
18" | 24" | 30" | 36"

CONFIGURATIONS:
FREEZER | REFRIGERATOR

DESIGN EXPRESSION:
PANEL-READY | RISE | NOIR | CUTS

SIZES:
22" | 30" | 36" | 42" | 48"

CONFIGURATIONS:
BOTTOM FREEZER | SIDE-BY-SIDE
FRENCH DOOR

DESIGN EXPRESSION:
PANEL-READY | RISE | NOIR

SIZES:
36"

CONFIGURATIONS:
FRENCH DOOR | COUNTER DEPTH

DESIGN EXPRESSION:
RISE | NOIR



Scan to
compare
refrigeration.

- TO COMPLETE YOUR UNIT:
- 1. Choose your unit size for refrigeration and/or freezer.
 - 2. Choose your panel from stainless steel, custom wood or luscious leather Cuts.
 - 3. Choose your handle style from RISE™, NOIR™ or custom.
 - 4. If more than one unit is placed side-by-side, add necessary join kits to complete the look. See JOIN KITS on page 28.
 - 5. Accessorize your column with stainless or black toe kicks. See TOE KICKS on page 28.

REFRIGERATORS



24" FULLY INTEGRATED
PANEL-READY
REFRIGERATOR COLUMN
(LEFT HAND SWING)
JBRFL24IGX



24" FULLY INTEGRATED
PANEL-READY
REFRIGERATOR COLUMN
(RIGHT HAND SWING)
JBRFR24IGX



30" FULLY INTEGRATED
PANEL-READY
REFRIGERATOR COLUMN
(LEFT HAND SWING)
JBRFL30IGX



30" FULLY INTEGRATED
PANEL-READY
REFRIGERATOR COLUMN
(RIGHT HAND SWING)
JBRFR30IGX



36" FULLY INTEGRATED
PANEL-READY
REFRIGERATOR COLUMN
(LEFT HAND SWING)
JBRFL36IGX



36" FULLY INTEGRATED
PANEL-READY
REFRIGERATOR COLUMN
(RIGHT HAND SWING)
JBRFR36IGX

FREEZERS



18" FULLY INTEGRATED
PANEL-READY
FREEZER COLUMN
(LEFT HAND SWING)
JBZFL18IGX



18" FULLY INTEGRATED
PANEL-READY
FREEZER COLUMN
(RIGHT HAND SWING)
JBZFR18IGX



24" FULLY INTEGRATED
PANEL-READY
FREEZER COLUMN
(LEFT HAND SWING)
JBZFL24IGX



24" FULLY INTEGRATED
PANEL-READY
FREEZER COLUMN
(RIGHT HAND SWING)
JBZFR24IGX



30" FULLY INTEGRATED
PANEL-READY
FREEZER COLUMN
(LEFT HAND SWING)
JBZFL30IGX



30" FULLY INTEGRATED
PANEL-READY
FREEZER COLUMN
(RIGHT HAND SWING)
JBZFR30IGX

LEATHER CUTS



COGNAC COLUMN PANEL KIT
AVAILABLE IN 18", 24" & 30"
COGNAC18L
COGNAC24L
COGNAC30L



CROC COLUMN PANEL KIT
AVAILABLE IN 18", 24" & 30"
CROC18L
CROC24L
CROC30L



CAVIAR COLUMN PANEL KIT
AVAILABLE IN 18", 24" & 30"
CAVIAR18L
CAVIAR24L
CAVIAR30L



CARBON COLUMN PANEL KIT
AVAILABLE IN 18", 24" & 30"
CARBON18L
CARBON24L
CARBON30L



LIMITED EDITION
MYSTIC COLUMN PANEL KIT
AVAILABLE IN 18", 24" & 30"
MYSTIC18
MYSTIC24
MYSTIC30

RISE™ DESIGN PANELS



RISE™ 18" COLUMN
PANEL KIT
(LEFT HAND SWING)
JKCPL181GL



RISE™ 18" COLUMN
PANEL KIT
(RIGHT HAND SWING)
JKCPR181GL



RISE™ 24" COLUMN
PANEL KIT
(LEFT HAND SWING)
JKCPL241GL



RISE™ 24" COLUMN
PANEL KIT
(RIGHT HAND SWING)
JKCPR241GL



RISE™ 30" COLUMN
PANEL KIT
(LEFT HAND SWING)
JKCPL301GL



RISE™ 30" COLUMN
PANEL KIT
(RIGHT HAND SWING)
JKCPR301GL



RISE™ 36" COLUMN
PANEL KIT
(LEFT HAND SWING)
JKCPL361GL



RISE™ 36" COLUMN
PANEL KIT
(RIGHT HAND SWING)
JKCPR361GL

NOIR™ PANELS



NOIR™ 18" COLUMN
PANEL KIT
(LEFT HAND SWING)
JKCPL181GM



NOIR™ 18" COLUMN
PANEL KIT
(RIGHT HAND SWING)
JKCPR181GM



NOIR™ 24" COLUMN
PANEL KIT
(LEFT HAND SWING)
JKCPL241GM



NOIR™ 24" COLUMN
PANEL KIT
(RIGHT HAND SWING)
JKCPR241GM



NOIR™ 30" COLUMN
PANEL KIT
(LEFT HAND SWING)
JKCPL301GM



NOIR™ 30" COLUMN
PANEL KIT
(RIGHT HAND SWING)
JKCPR301GM



NOIR™ 36" COLUMN
PANEL KIT
(LEFT HAND SWING)
JKCPL361GM




NOIR™ 36" COLUMN
PANEL KIT
(RIGHT HAND SWING)
JKCPR361GM



JOIN KITS AVAILABLE:

JAJ13HSS	HANDLE-TO-HANDLE
JAJ12HSS	HINGE-TO-HANDLE (LH, LH)
JAJ11HSS	HANDLE-TO-HINGE (RH, RH)

TOE KICKS AVAILABLE:



JAC1824HB	18X24—DUAL UNIT TOE KICK BLACK
JAC1824HS	18X24—DUAL UNIT TOE KICK STAINLESS
JAC1830HB	18X30—DUAL UNIT TOE KICK BLACK
JAC1830HS	18X30—DUAL UNIT TOE KICK STAINLESS
JAC1836HB	18X36—DUAL UNIT TOE KICK BLACK
JAC1836HS	18X36—DUAL UNIT TOE KICK STAINLESS
JAC18HS	18IN—SINGLE UNIT TOE KICK STAINLESS
JAC2418HB	24X18—DUAL UNIT TOE KICK BLACK
JAC2418HS	24X18—DUAL UNIT TOE KICK STAINLESS
JAC2424HB	24X24—DUAL UNIT TOE KICK BLACK
JAC2424HS	24X24—DUAL UNIT TOE KICK STAINLESS
JAC2430HB	24X30—DUAL UNIT TOE KICK BLACK
JAC2430HS	24X30—DUAL UNIT TOE KICK STAINLESS
JAC243HB	24X36—DUAL UNIT TOE KICK BLACK
JAC243HS	24X36—DUAL UNIT TOE KICK STAINLESS
JAC24HS	24IN—SINGLE UNIT TOE KICK STAINLESS
JAC3018HB	30X18—DUAL UNIT TOE KICK BLACK
JAC3018HS	30X18—DUAL UNIT TOE KICK STAINLESS

JAC3024HB	30X24—DUAL UNIT TOE KICK BLACK
JAC3024HS	30X24—DUAL UNIT TOE KICK STAINLESS
JAC3030HB	30X30—DUAL UNIT TOE KICK BLACK
JAC3030HS	30X30—DUAL UNIT TOE KICK STAINLESS
JAC3036HB	30X36—DUAL UNIT TOE KICK BLACK
JAC3036HS	30X36—DUAL UNIT TOE KICK STAINLESS
JAC30HS	30IN—SINGLE UNIT TOE KICK STAINLESS
JAC3618HB	36X18—DUAL UNIT TOE KICK BLACK
JAC3618HS	36X18—DUAL UNIT TOE KICK STAINLESS
JAC3624HB	36X24—DUAL UNIT TOE KICK BLACK
JAC3624HS	36X24—DUAL UNIT TOE KICK STAINLESS
JAC3630HB	36X30—DUAL UNIT TOE KICK BLACK
JAC3630HS	36X30—DUAL UNIT TOE KICK STAINLESS
JAC3636HB	36X36—DUAL UNIT TOE KICK BLACK
JAC3636HS	36X36—DUAL UNIT TOE KICK STAINLESS
JAC36HS	36IN—SINGLE UNIT TOE KICK STAINLESS
JARC1818HB	18X18—DUAL UNIT TOE KICK BLACK
JARC1818HS	18X18—DUAL UNIT TOE KICK STAINLESS



Scan to
view built-in
refrigeration
accessories.

TO COMPLETE YOUR UNIT:

1. Choose your base model from bottom-mount, french door or side-by-side.
2. Choose your panel from stainless steel or custom wood for seamless integration with the rest of your cabinetry.
3. Choose your handle style from RISE™, NOIR™ or custom.

B A S E U N I T



22" FULLY INTEGRATED
PANEL-READY BOTTOM-
MOUNT REFRIGERATOR
(INSTALLS IN 24" CAVITY)
JBBFX22NMX



36" FULLY INTEGRATED
PANEL-READY BOTTOM-
FREEZER REFRIGERATOR
(LEFT HAND SWING)
JB36NXFXLE



36" FULLY INTEGRATED
PANEL-READY BOTTOM-
FREEZER REFRIGERATOR
(RIGHT HAND SWING)
JB36NXFXRE



36" FULLY INTEGRATED
PANEL-READY
FRENCH DOOR
REFRIGERATOR
JF36NXFXDE



42" FULLY INTEGRATED
PANEL-READY
SIDE-BY-SIDE
REFRIGERATOR
JS42NXFXDE



42" FULLY INTEGRATED
PANEL-READY
FRENCH DOOR
REFRIGERATOR
JF42NXFXDE



42" PANEL-READY
BUILT-IN SIDE-BY-SIDE
REFRIGERATOR
JBSFS42NMX



48" PANEL-READY
BUILT-IN SIDE-BY-SIDE
REFRIGERATOR
JBSFS48NMX



RISE™ 42" BUILT-
IN SIDE-BY-SIDE
REFRIGERATOR WITH
EXTERNAL ICE AND
WATER DISPENSER
JBSS42E22L



RISE™ 48" BUILT-
IN SIDE-BY-SIDE
REFRIGERATOR WITH
EXTERNAL ICE AND
WATER DISPENSER
JBSS48E22L

REFRIGERATION:
BUILT-IN

RISE™ DESIGN PANELS



RISE™ 22' BOTTOM-MOUNT PANEL KIT (LEFT HAND SWING)
JKCHL222ML



RISE™ 22' BOTTOM-MOUNT PANEL KIT (RIGHT HAND SWING)
JKCHR222ML



RISE™ 36' BOTTOM-MOUNT PANEL KIT (LEFT HAND SWING)
JBBFL36NHL



RISE™ 36' BOTTOM-MOUNT PANEL KIT (RIGHT HAND SWING)
JBBFR36NHL



RISE™ 36' FRENCH DOOR PANEL KIT
JBFFS36NHL



RISE™ 42' SIDE-BY-SIDE PANEL KIT
JBSFS42NHL



RISE™ 42' FRENCH DOOR PANEL KIT
JBFFS42NHL



RISE™ 48' SIDE-BY-SIDE PANEL KIT
JBSFS48NHL

REFRIGERATION:
BUILT-IN & FREESTANDING

NOIR™ DESIGN PANELS



NOIR™ 22' BOTTOM-MOUNT PANEL KIT (LEFT HAND SWING)
JKCHL222MM



NOIR™ 22' BOTTOM-MOUNT PANEL KIT (RIGHT HAND SWING)
JKCHR222MM



NOIR™ 36' BOTTOM-MOUNT PANEL KIT (LEFT HAND SWING)
JBBFL36NHM



NOIR™ 36' BOTTOM-MOUNT PANEL KIT (RIGHT HAND SWING)
JBBFR36NHM



NOIR™ 36' FRENCH DOOR PANEL KIT
JBFFS36NHM



NOIR™ 42' SIDE-BY-SIDE PANEL KIT
JBSFS42NHM



NOIR™ 42' FRENCH DOOR PANEL KIT
JBFFS42NHM



NOIR™ 48' SIDE-BY-SIDE PANEL KIT
JBSFS48NHM

FREESTANDING



RISE™ 36' FRENCH DOOR REFRIGERATOR
JFFCF72DKL



NOIR™ 36' FRENCH DOOR REFRIGERATOR
JFFCF72DKM



RISE™ 36' COUNTER-DEPTH FRENCH DOOR REFRIGERATOR WITH OBSIDIAN INTERIOR
JFFCC72EHL



PROFESSIONAL - STYLE RANGES

From searing select cuts and simmering sauces to mouthwatering roasts, JennAir® Ranges offer unmistakable firepower. Choose from 32 models in two designs with features like steam assist, grills and chrome-infused griddles.

RISE™

48" Dual-Fuel Range



Available in multiple configurations.
See page 40.

NOIR™

48" Dual-Fuel Range



Available in multiple configurations.
See page 41.



JENNAIR® CULINARY CENTER

This guided culinary experience is backed by chef-created algorithms and features full-color food photography, doneness levels, a connected temperature probe, pan types and menu-specific tips—so you can recreate 5-star recipes at home.



REMOTE ACCESS

Preheat, check status and personalize settings. Connect your range to WIFI for real-time notifications and control your appliance from anywhere on both iOS and Android devices.*

*Appliance must be set to remote enable. WIFI & App required. Features subject to change. Details and privacy info at jennair.com/connect.



DUAL-STACKED POWERBURNERS

Take control of precision-drilled burners with two symmetrical levels of flame that bloom to high-heat searing temperatures or retreat to a low, slow simmer at your command.



CONFIGURATIONS & OPTIONS



30"

TYPE:
SLIDE-IN | PROFESSIONAL

FUEL TYPE:
GAS | DUAL FUEL | ELECTRIC | INDUCTION

NUMBER OF BURNERS:
4 BURNERS

DESIGN EXPRESSION:
RISE | NOIR

CONFIGURATION:
UPDRAFT | DOWNDRAFT



36"

TYPE:
PROFESSIONAL

FUEL TYPE:
GAS | DUAL FUEL

NUMBER OF BURNERS:
4 BURNERS | 6 BURNERS

DESIGN EXPRESSION:
RISE | NOIR

CONFIGURATION:
CHROME-INFUSED GRIDDLE | GRILL



48"

TYPE:
PROFESSIONAL

FUEL TYPE:
GAS | DUAL FUEL

NUMBER OF BURNERS:
4 BURNERS | 6 BURNERS

DESIGN EXPRESSION:
RISE | NOIR

CONFIGURATION:
CHROME-INFUSED GRIDDLE | GRILL
GRIDDLE & GRILL



Scan to compare
all professional
ranges.

Photo credit: Mike Chajacki

COOKING:
PROFESSIONAL-STYLE RANGES

GAS RANGES
RISE™ DESIGN



30" RISE™ GAS
PROFESSIONAL-STYLE
RANGE
JGRP430HL



36" RISE™ GAS
PROFESSIONAL-STYLE
RANGE (ALL BURNERS)
JGRP436HL



36" RISE™ GAS
PROFESSIONAL-STYLE
RANGE WITH
CHROME-INFUSED
GRIDDLE
JGRP536HL



36" RISE™ GAS
PROFESSIONAL-STYLE
RANGE WITH GRILL
JGRP636HL



48" RISE™ GAS
PROFESSIONAL-STYLE
RANGE WITH
CHROME-INFUSED
GRIDDLE
JGRP548HL



48" RISE™ GAS
PROFESSIONAL-STYLE
RANGE WITH
GRILL
JGRP648HL



48" RISE™ GAS
PROFESSIONAL-STYLE
RANGE WITH
CHROME-INFUSED
GRIDDLE AND
GRILL
JGRP748HL

COOKING:
PROFESSIONAL-STYLE RANGES

GAS RANGES
NOIR™ DESIGN



30" NOIR™ GAS
PROFESSIONAL-STYLE
RANGE
JGRP430HM



36" NOIR™ GAS
PROFESSIONAL-STYLE
RANGE (ALL BURNERS)
JGRP436HM



36" NOIR™ GAS
PROFESSIONAL-STYLE
RANGE WITH
CHROME-INFUSED
GRIDDLE
JGRP536HM



36" NOIR™ GAS
PROFESSIONAL-STYLE
RANGE WITH GRILL
JGRP636HM



48" NOIR™ GAS
PROFESSIONAL-STYLE
RANGE WITH
CHROME-INFUSED
GRIDDLE
JGRP548HM



48" NOIR™ GAS
PROFESSIONAL-STYLE
RANGE WITH
GRILL
JGRP648HM



48" NOIR™ GAS
PROFESSIONAL-STYLE
RANGE WITH
CHROME-INFUSED
GRIDDLE AND
GRILL
JGRP748HM

COOKING:
PROFESSIONAL-STYLE RANGES

DUAL-FUEL RANGES
RISE™ DESIGN



30" RISE™ DUAL-FUEL
PROFESSIONAL-STYLE
RANGE
JDRP430HL



36" RISE™ DUAL-FUEL
PROFESSIONAL-STYLE
RANGE (ALL BURNERS)
JDRP436HL



36" RISE™ DUAL-FUEL
PROFESSIONAL-STYLE
RANGE WITH CHROME-
INFUSED GRIDDLE
JDRP536HL



36" RISE™ DUAL-FUEL
PROFESSIONAL-STYLE
RANGE WITH GAS GRILL
JDRP636HL



36" RISE™ DUAL-FUEL
STEAM PROFESSIONAL-
STYLE RANGE
JDSP536HL



48" RISE™ DUAL-FUEL
PROFESSIONAL-STYLE
RANGE WITH CHROME-
INFUSED GRIDDLE
JDRP548HL



48" RISE™ DUAL-FUEL
PROFESSIONAL-STYLE
RANGE WITH GAS GRILL
JDRP648HL



48" RISE™ DUAL-FUEL
PROFESSIONAL-STYLE
RANGE WITH CHROME-
INFUSED GRIDDLE AND
GAS GRILL
JDRP748HL



48" RISE™ DUAL-FUEL
STEAM PROFESSIONAL-
STYLE RANGE
JDSP548HL

DUAL-FUEL RANGES
NOIR™ DESIGN



30" NOIR™ DUAL-FUEL
PROFESSIONAL-STYLE
RANGE
JDRP430HM



36" NOIR™ DUAL-FUEL
PROFESSIONAL-STYLE
RANGE (ALL BURNERS)
JDRP436HM



36" NOIR™ DUAL-FUEL
PROFESSIONAL-STYLE
RANGE WITH CHROME-
INFUSED GRIDDLE
JDRP536HM



36" NOIR™ DUAL-FUEL
PROFESSIONAL-STYLE
RANGE WITH GAS GRILL
JDRP636HM



36" NOIR™ DUAL-FUEL
STEAM PROFESSIONAL-
STYLE RANGE
JDSP536HM

COOKING:
PROFESSIONAL-STYLE RANGES

DUAL-FUEL RANGES
NOIR™ DESIGN



48" NOIR™ DUAL-FUEL
PROFESSIONAL-STYLE
RANGE WITH CHROME-
INFUSED GRIDDLE
JDRP548HM



48" NOIR™ DUAL-FUEL
PROFESSIONAL-STYLE
RANGE WITH GAS GRILL
JDRP648HM



48" NOIR™ DUAL-FUEL
PROFESSIONAL-STYLE
RANGE WITH CHROME-
INFUSED GRIDDLE AND
GAS GRILL
JDRP748HM



48" NOIR™ DUAL-FUEL
STEAM PROFESSIONAL-
STYLE RANGE
JDSP548HM

SLIDE-IN RANGES
RISE™ DESIGN



30" RISE™ ELECTRIC
SLIDE-IN RANGE
JES1450ML



30" RISE™ ELECTRIC
DOWNDRAFT SLIDE-IN
RANGE
JES1750ML



30" RISE™ DUAL-FUEL
SLIDE-IN RANGE
JDS1450ML



30" RISE™ DUAL-FUEL
DOWNDRAFT SLIDE-IN
RANGE
JDS1750ML



30" RISE™ GAS SLIDE-IN
RANGE
JGS1450ML



30" RISE™ INDUCTION
SLIDE-IN RANGE
JIS1450ML



PROFESSIONAL- STYLE RANGETOPS

Bend fire to your will with JennAir® Rangetops. With 14 unique configurations in 2 distinct design expressions, choose a model with features including the chrome-infused griddle, indoor grill and halo-effect knobs that fits your lifestyle.

RISE™

48" Gas Rangetop with Chrome-Infused Griddle and Grill



Available in multiple configurations. See page 48.

NOIR™

48" Gas Rangetop with Chrome-Infused Griddle and Grill



Available in multiple configurations. See page 48.



DUAL-STACKED POWERBURNER

Take control of precision-drilled burners with two symmetrical levels of flame that bloom to high-heat searing temperatures or retreat to a low, slow simmer at your command.



CHROME-INFUSED GRIDDLE

Featuring an exclusive chrome-infused surface that cleans up easily to reveal a beautifully reflective yet durable appearance, the 1,320-watt griddle delivers precise, even heat for consistent cooking results.



INDOOR GAS GRILL

Harness 16,000 BTUs of searing, even heat beneath robust cast iron grates as grilling is brought indoors for entertainment on your terms.



RISE™ Gas Rangetop with Grill featured in the Klips Bay Palm Beach Decorators Show House, Bakes + Kropp Cabinetry, West Palm Beach, Florida
Photo credit: Dan Cutrona

COOKING:
PROFESSIONAL-STYLE RANGETOPS

CONFIGURATIONS & OPTIONS



30"



36"



48"

<p>TYPE: PROFESSIONAL</p> <p>FUEL TYPE: GAS</p> <p>NUMBER OF BURNERS: 4 BURNERS</p> <p>DESIGN EXPRESSION: RISE NOIR</p>	<p>TYPE: PROFESSIONAL</p> <p>FUEL TYPE: GAS</p> <p>NUMBER OF BURNERS: 4 BURNERS 6 BURNERS</p> <p>DESIGN EXPRESSION: RISE NOIR</p> <p>CONFIGURATION: CHROME-INFUSED GRIDDLE GRILL</p>	<p>TYPE: PROFESSIONAL</p> <p>FUEL TYPE: GAS</p> <p>NUMBER OF BURNERS: 4 BURNERS 6 BURNERS</p> <p>DESIGN EXPRESSION: RISE NOIR</p> <p>CONFIGURATION: CHROME-INFUSED GRIDDLE GRILL GRIDDLE & GRILL</p>
---	--	--



Scan to
compare all
rangetops.

RANGETOPS
RISE™ DESIGN



30" RISE™ GAS RANGETOP
(ALL BURNERS)
JGCP430HL



36" RISE™ GAS RANGETOP
(ALL BURNERS)
JGCP436HL



36" RISE™ GAS RANGETOP
WITH CHROME-INFUSED
GRIDDLE
JGCP536HL



36" RISE™ GAS RANGETOP
WITH GRILL
JGCP636HL



48" RISE™ GAS RANGETOP
WITH CHROME-INFUSED
GRIDDLE
JGCP548HL



48" RISE™ GAS RANGETOP
WITH GRILL
JGCP648HL



48" RISE™ GAS RANGETOP
WITH CHROME-INFUSED
GRIDDLE AND GAS GRILL
JGCP748HL

RANGETOPS
NOIR™ DESIGN



30" NOIR™ GAS RANGETOP
(ALL BURNERS)
JGCP430HM




36" NOIR™ GAS RANGETOP
(ALL BURNERS)
JGCP436HM



36" NOIR™ GAS RANGETOP
WITH CHROME-INFUSED
GRIDDLE
JGCP536HM



36" NOIR™ GAS RANGETOP
WITH GRILL
JGCP636HM



48" NOIR™ GAS RANGETOP
WITH CHROME-INFUSED
GRIDDLE
JGCP548HM



48" NOIR™ GAS RANGETOP
WITH GRILL
JGCP648HM



48" NOIR™ GAS RANGETOP
WITH CHROME-INFUSED
GRIDDLE AND GAS GRILL
JGCP748HM

LIST OF ACCESSORIES

- W11239671 STAINLESS STEEL GRILL COVER
- W11323015 BRASS BURNER CAP—SMALL, QTY 1
- W11323014 BRASS BURNER CAPS—LARGE, QTY 4
- W11323012 BRASS BURNER CAP—LARGE, QTY 1
- W11323024 CHROME BEZEL—GRIDDLE, QTY 1
- W11317499 CHROME BEZEL—OVEN, QTY 1
- W11323062 CHROME BEZELS—SURFACE/GRILL, QTY 4
- W11317495 BRASS BEZEL—GRIDDLE, QTY 1
- W11323068 BRASS BEZELS—OVEN, QTY 4
- W11316873 BRASS BEZELS—SURFACE/GRILL, QTY 1



Scan to view
rangetop
accessories.



COOKTOPS

Design outside the lines with cooktops by JennAir. Discover updraft and downdraft cooktops in gas, electric and induction in multiple sizes that bring precision, power and bold style to your high-end kitchen.

OBLIVION

36" Induction Flex Cooktop

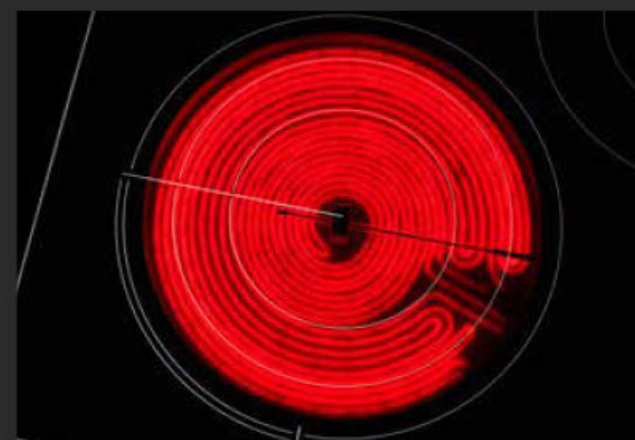


Available in multiple configurations. See page 61.



INDUCTION ASSISTED COOKING

Innovation meets ease with Assisted Cooking. Let the optimal temperature be precisely selected and automatically adjusted for you as you boil, simmer and melt.



MOST POWERFUL RADIANT COOKTOP IN ITS CLASS

Indulge your untamed appetites with fast-heating elements in a variety of sizes and wattages on the Most Powerful Radiant Cooktop In Its Class*.

*Among leading brand 24" and 36" radiant cooktops, luxury brand 30" radiant cooktops; based on combined element watts.



GAS DUAL-STACKED POWERBURNERS

Take control of Dual-Stacked PowerBurners with two symmetrical levels of flame that bloom to high-heat searing temperatures or retreat to a low, slow simmer at your command on JennAir® Gas Cooktops.



CONFIGURATIONS & OPTIONS

		
GAS	ELECTRIC	INDUCTION
SIZE: 15" 24" 30" 36"	SIZE: 15" 24" 30" 36"	SIZE: 15" 24" 30" 36"
VENTILATION TYPE: UPDRAFT DOWNDRAFT	VENTILATION TYPE: UPDRAFT DOWNDRAFT	VENTILATION TYPE: UPDRAFT
COLOR: STAINLESS STEEL	COLOR: STAINLESS STEEL BLACK GLASS	COLOR: STAINLESS STEEL BLACK GLASS
INSTALL OPTIONS: TRADITIONAL SEMI-FLUSH FLUSH	INSTALL OPTIONS: SEMI-FLUSH FLUSH	INSTALL OPTIONS: SEMI-FLUSH FLUSH



Scan to
compare all
cooktops.

CUSTOM COOKTOPS



15" 2-BURNER GAS
COOKTOP
JGC3215GS



15" SINGLE-BURNER GAS
COOKTOP WITH WOK RING
JGC3115GS



15" INDUCTION COOKTOP
JIC4715GS



15" ELECTRIC GRIDDLE
JEF3115GS



15" INDUCTION WOK
JIE4115GS

LIST OF ACCESSORIES

- W11035424 ROUND BOTTOM WOK—SHORT HANDLE
- W11035422 GRIDDLE
- W11463464 8-QT INDUCTION STOCK POT
- W11463466 12" NONSTICK INDUCTION FRYING PAN

CAN BE PAIRED WITH THE FOLLOWING COOKTOPS

- JGC3530GS
- JGC3536GS
- JIC4724HS
- JIC4730HS
- JIC4736HS



Scan to view
custom cooktop
accessories.


GAS UPDRAFT COOKTOPS



24" 4-BURNER GAS
COOKTOP
JGCK424PS




30" 5-BURNER GAS
COOKTOP
JGC3530GS



30" 5-BURNER GAS
COOKTOP
JGC7530BS



36" 5-BURNER GAS
COOKTOP
JGC3536GS




36" 6-BURNER GAS
COOKTOP
JGC7636BS

GAS DOWNDRAFT COOKTOPS



30" JX3™ GAS
DOWNDRAFT COOKTOP
JGD3430GS



36" JX3™ GAS
DOWNDRAFT COOKTOP
JGD3536GS



30" JX3™ GAS
DOWNDRAFT COOKTOP
JGD3430GB



36" JX3™ GAS
DOWNDRAFT COOKTOP
JGD3536GB

RADIANT UPDRAFT COOKTOPS



24" OBLIVION ELECTRIC
RADIANT COOKTOP WITH
EMOTIVE CONTROLS
JEC4424KB



30" OBLIVION ELECTRIC
RADIANT COOKTOP
JEC3430HB



30" LUSTRE ELECTRIC
RADIANT COOKTOP
JEC3430HS



30" OBLIVION ELECTRIC
RADIANT COOKTOP WITH
EMOTIVE CONTROLS
JEC4430KB



30" LUSTRE ELECTRIC
RADIANT COOKTOP WITH
EMOTIVE CONTROLS
JEC4430KS



36" OBLIVION ELECTRIC
RADIANT COOKTOP
JEC3536HB



36" LUSTRE ELECTRIC
RADIANT COOKTOP
JEC3536HS



36" OBLIVION ELECTRIC
RADIANT COOKTOP WITH
EMOTIVE CONTROLS
JEC4536KB



36" LUSTRE ELECTRIC
RADIANT COOKTOP WITH
EMOTIVE CONTROLS
JEC4536KS

RADIANT DOWNDRAFT COOKTOPS



30" BLACK FLOATING GLASS
JX3™ ELECTRIC DOWNDRAFT
COOKTOP
JED3430GB



30" EURO-STYLE JX3™
ELECTRIC DOWNDRAFT
COOKTOP
JED3430GS



36" BLACK FLOATING GLASS
JX3™ ELECTRIC DOWNDRAFT
COOKTOP
JED3536GB



36" EURO-STYLE JX3™
ELECTRIC DOWNDRAFT
COOKTOP
JED3536GS



30" OBLIVION ELECTRIC
RADIANT DOWNDRAFT
COOKTOP WITH GLASS-
TOUCH ELECTRONIC
CONTROLS
JED4430KB



30" LUSTRE ELECTRIC
RADIANT DOWNDRAFT
COOKTOP WITH GLASS-
TOUCH ELECTRONIC
CONTROLS
JED4430KS



36" OBLIVION ELECTRIC
RADIANT DOWNDRAFT
COOKTOP WITH GLASS-
TOUCH ELECTRONIC
CONTROLS
JED4536KB



36" LUSTRE ELECTRIC
RADIANT DOWNDRAFT
COOKTOP WITH GLASS-
TOUCH ELECTRONIC
CONTROLS
JED4536KS

INDUCTION UPDRAFT COOKTOPS



24" OBLIVION INDUCTION
COOKTOP
JIC4324KB



24" OBLIVION INDUCTION
FLEX COOKTOP
JIC4724HB



24" LUSTRE INDUCTION
FLEX COOKTOP
JIC4724HS



30" OBLIVION INDUCTION
COOKTOP
JIC4530KB



30" LUSTRE INDUCTION
COOKTOP
JIC4530KS



30" OBLIVION INDUCTION
FLEX COOKTOP
JIC4730HB



30" LUSTRE INDUCTION
FLEX COOKTOP
JIC4730HS



36" OBLIVION INDUCTION
COOKTOP
JIC4536KB



36" LUSTRE INDUCTION
COOKTOP
JIC4536KS



36" OBLIVION INDUCTION
FLEX COOKTOP
JIC4736HB



36" LUSTRE INDUCTION
FLEX COOKTOP
JIC4736HS



WALL OVENS

JennAir® Wall Ovens transform prepped food and ingredients into date-night-worthy dinners. Choose from single, double or microwave combination ovens or specialty speed and steam ovens. JennAir® 30-inch single wall ovens are quieter than the leading luxury brand for an unintrusive kitchen, even when entertaining, because true luxury isn't loud.

RISE™

30" Microwave/Combination Oven



Available in multiple sizes. See page 69.

NOIR™

30" Microwave/Combination Oven



Available in multiple sizes. See page 69.



JENNAIR® CULINARY CENTER

This guided culinary experience is backed by chef-created algorithms and features full-color food photography, doneness levels, pan types and menu-specific tips—so you can recreate 5-star recipes at home.



SMART WALL OVEN

Fluently control your wall oven—whether in the kitchen or not. The JennAir® App empowers you to control and monitor the oven remotely* and prompts you when it's time to attend to your dish.

*Appliance must be set to remote enable. WiFi & App required. Features subject to change. Details and privacy info at jennair.com/connect.



V2™ VERTICAL DUAL-FAN CONVECTION

Dual counter-rotating vertical fans work in tandem to circulate hot air around the top and bottom racks. The two fans drive the air precisely where you need it for flaky bakery-style pastries, caramelized roasted vegetables and to transform marbled meats into succulent roasts.



RISE™ Design Expression shown.

COOKING:
WALL OVENS

CONFIGURATIONS & OPTIONS



24"

27"

30"

<p>TYPE: SINGLE OVEN</p> <p>CONVECTION: TRUE CONVECTION STEAM CONVECTION</p> <p>DESIGN EXPRESSION: RISE NOIR</p>	<p>TYPE: SINGLE OVEN DOUBLE OVEN MICROWAVE/COMBINATION OVEN</p> <p>CONVECTION: MULTIMODE® CONVECTION V2™ VERTICAL DUAL-FAN CONVECTION</p> <p>DESIGN EXPRESSION: RISE NOIR</p>	<p>TYPE: SINGLE OVEN DOUBLE OVEN MICROWAVE/COMBINATION OVEN</p> <p>CONVECTION: MULTIMODE® CONVECTION V2™ VERTICAL DUAL-FAN CONVECTION</p> <p>DESIGN EXPRESSION: RISE NOIR</p>
--	---	---



Scan to
compare all
wall ovens.

SINGLE WALL OVEN
RISE™ DESIGN



24" RISE™
SINGLE WALL OVEN
JJW2424HL



24" RISE™ STEAM AND
CONVECTION WALL OVEN
JJW6024HL



27" RISE™
SINGLE WALL OVEN
WITH MULTIMODE®
CONVECTION SYSTEM
JJW2427LL



30" RISE™
SINGLE WALL OVEN
WITH MULTIMODE®
CONVECTION SYSTEM
JJW2430LL



30" RISE™
SINGLE WALL OVEN
WITH V2™ VERTICAL
DUAL-FAN CONVECTION
JJW3430LL

NOIR™ DESIGN



24" NOIR™
SINGLE WALL OVEN
JJW2424HM



24" NOIR™ STEAM AND
CONVECTION WALL OVEN
JJW6024HM



27" NOIR™
SINGLE WALL OVEN
WITH MULTIMODE®
CONVECTION SYSTEM
JJW2427LM



30" NOIR™
SINGLE WALL OVEN
WITH MULTIMODE®
CONVECTION SYSTEM
JJW2430LM



30" NOIR™
SINGLE WALL OVEN
WITH V2™ VERTICAL
DUAL-FAN CONVECTION
JJW3430LM

DOUBLE WALL OVEN
RISE™ DESIGN



27" RISE™
DOUBLE WALL OVEN
WITH MULTIMODE®
CONVECTION SYSTEM
JJW2827LL



30" RISE™
DOUBLE WALL OVEN
WITH MULTIMODE®
CONVECTION SYSTEM
JJW2830LL



30" RISE™
DOUBLE WALL OVEN
WITH V2™ VERTICAL
DUAL-FAN
CONVECTION SYSTEM
JJW3830LL



27" NOIR™
DOUBLE WALL OVEN
WITH MULTIMODE®
CONVECTION SYSTEM
JJW2827LM



30" NOIR™
DOUBLE WALL OVEN
WITH MULTIMODE®
CONVECTION SYSTEM
JJW2830LM



30" NOIR™
DOUBLE WALL OVEN
WITH V2™ VERTICAL
DUAL-FAN
CONVECTION SYSTEM
JJW3830LM

MICROWAVE / COMBINATION OVEN
RISE™ DESIGN




27" RISE™
MICROWAVE/
WALL OVEN
WITH MULTIMODE®
CONVECTION SYSTEM
JMW2427LL



30" RISE™
MICROWAVE/
WALL OVEN
WITH MULTIMODE®
CONVECTION SYSTEM
JMW2430LL



30" RISE™
MICROWAVE/
WALL OVEN WITH
V2™ VERTICAL
DUAL-FAN CONVECTION
JMW3430LL



27" NOIR™
MICROWAVE/
WALL OVEN
WITH MULTIMODE®
CONVECTION SYSTEM
JMW2427LM



30" NOIR™
MICROWAVE/
WALL OVEN
WITH MULTIMODE®
CONVECTION SYSTEM
JMW2430LM



30" NOIR™
MICROWAVE/
WALL OVEN WITH
V2™ VERTICAL
DUAL-FAN CONVECTION
JMW3430LM

NOIR™ DESIGN



Photo credit: Aim Media Group

CONFIGURATIONS & OPTIONS

MICROWAVES

			
COUNTERTOP	BUILT-IN	DRAWER	OHC
SIZE: 22" 25"	SIZE: 24" 27" 30"	SIZE: 24" 30"	SIZE: 30"

WARMING DRAWERS

		
24"	27"	30"
TYPE: PUSH-TO-OPEN	TYPE: PULL-TO-OPEN	TYPE: PULL-TO-OPEN
DESIGN EXPRESSION: RISE NOIR	DESIGN EXPRESSION: PANEL-READY RISE NOIR	DESIGN EXPRESSION: PANEL-READY RISE NOIR

BUILT-IN MICROWAVES
RISE™ DESIGN

		
24" RISE™ BUILT-IN SPEED OVEN JMC6224HL	27" RISE™ BUILT-IN SPEED OVEN JMC2427LL	30" RISE™ BUILT-IN SPEED OVEN JMC2430LL

NOIR™ DESIGN

		
24" NOIR™ BUILT-IN SPEED OVEN JMC6224HM	27" NOIR™ BUILT-IN SPEED OVEN JMC2427LM	30" NOIR™ BUILT-IN SPEED OVEN JMC2430LM

OVEN HOOD COMBINATION MICROWAVES

	
30" OBLIVION GLASS OVEN HOOD COMBINATION JMHF730RBL	30" LUSTRE STAINLESS OVEN HOOD COMBINATION JMHF930RSS

COOKING:
MICROWAVES

MICROWAVE DRAWERS
RISE™ DESIGN



24" RISE™ UNDER COUNTER
MICROWAVE OVEN WITH
DRAWER DESIGN
JMDFS24JL

30" RISE™ UNDER COUNTER
MICROWAVE OVEN WITH
DRAWER DESIGN
JMDFS30HL

NOIR™ DESIGN



24" NOIR™ UNDER COUNTER
MICROWAVE OVEN WITH
DRAWER DESIGN
JMDFS24HM

30" NOIR™ UNDER COUNTER
MICROWAVE OVEN WITH
DRAWER DESIGN
JMDFS30HM

COOKING:
WARMING DRAWERS

PANEL - READY



27" PANEL-READY
WARMING DRAWER
JWD3027EX

30" PANEL-READY
WARMING DRAWER
JWD3030EX

COUNTERTOP MICROWAVES



22" BUILT-IN/COUNTERTOP
MICROWAVE OVEN
JMC1116AS

25" COUNTERTOP
MICROWAVE OVEN WITH
CONVECTION
JMC3415ES

LIST OF ACCESSORIES

- MKC4157ES 27" FLUSH CONVECTION MICROWAVE TRIM KIT
- MKC3157ES 27" TRADITIONAL CONVECTION MICROWAVE TRIM KIT
- MKC4150ES 30" FLUSH CONVECTION MICROWAVE TRIM KIT
- MKC3150ES 30" TRADITIONAL CONVECTION MICROWAVE TRIM KIT
- MK2167AS 27" TRIM KIT FOR 1.6 CU. FT. COUNTERTOP MICROWAVE OVEN
- MK2160AS 30" TRIM KIT FOR 1.6 CU. FT. COUNTERTOP MICROWAVE OVEN



Scan to view
microwave
accessories.

RISE™ DESIGN



24" RISE™
WARMING DRAWER
JJD3024HL

27" RISE™
WARMING DRAWER
JJD3027IL

30" RISE™
WARMING DRAWER
JJD3030IL

NOIR™ DESIGN



24" NOIR™
WARMING DRAWER
JJD3024HM

27" NOIR™
WARMING DRAWER
JJD3027IM

30" NOIR™
WARMING DRAWER
JJD3030IM



V E N T I L A T I O N

Discover the technology developed and refined by JennAir brand. Choose a telescoping downdraft ventilation system that's ideal for high-rises and penthouses. Or, find the ideal updraft configuration for your kitchen layout.

Professional-Style Wall-Mount Hood featured in the Edge of the Woods Estate,
Southampton, New York
Photo credit: Alm Media Group

DOWNDRAFT

36" Telescoping Ventilation



Available in multiple sizes. See page 83.



DOWNDRAFT VENTILATION

JennAir® downdraft ventilation systems quickly whisk away smoke, steam and odors right at the cooking surface. Installed into the countertop, these telescoping systems leave a kitchen's sightlines unrestricted.



QUIETER THAN THE LEADING LUXURY HOOD BRAND

Exceptionally quiet venting clears smoke, steam and odors in the kitchen while creating a quieter, calmer atmosphere for conversation and entertaining.



LED STRIP LIGHTING

Light up the night. Strips of bright, long-lasting LEDs run horizontally along the underside of the hood, illuminating the cooking surface below.


CONFIGURATIONS & OPTIONS



UPDRAFT

SIZE:
30" | 36" | 48"

CONFIGURATIONS:
WALL MOUNT
ISLAND MOUNT
CUSTOM HOOD LINER
UNDERCABINET MOUNT



DOWNDRAFT

SIZE:
30" | 36"

CONFIGURATIONS:
TELESCOPING



Scan to
compare all
ventilation.

Photo credit: © 2024 Nickolas Sargent of DBA Sargent Photography

PROFESSIONAL-STYLE & HOOD LINERS



30" PROFESSIONAL-STYLE
LOW PROFILE UNDER
CABINET HOOD
JXU9130HP



36" PROFESSIONAL-STYLE
LOW PROFILE UNDER
CABINET HOOD
JXU9136HP



30" PROFESSIONAL-STYLE
WALL-MOUNT HOOD
JXW9030HP



36" PROFESSIONAL-STYLE
WALL-MOUNT HOOD
JXW9036HP



48" PROFESSIONAL-STYLE
WALL-MOUNT HOOD
JXW9048HP



36" CUSTOM HOOD LINER
JXL6536HSS

WALL & ISLAND HOODS



30" STAINLESS STEEL
WALL-MOUNT HOOD
JYW0330LS



30" STAINLESS STEEL
WALL-MOUNT HOOD
JYW0630LS



36" STAINLESS STEEL
WALL-MOUNT HOOD
JYW0636LS



36" STAINLESS STEEL
ISLAND-MOUNT HOOD
JVI0636LS



30" LUSTRE
RECIRCULATING WALL-
MOUNT CANOPY HOOD
JVR0430HS



36" LUSTRE
RECIRCULATING WALL-
MOUNT CANOPY HOOD
JVR0436HS



30" PYRAMID STYLE
CANOPY WALL HOOD
JXW8530HS



36" LUSTRE PYRAMID
STYLE CANOPY WALL
HOOD
JXW8536HS



36" LUSTRE PYRAMID
STYLE ISLAND-MOUNT
CANOPY HOOD
JXI8536HS

DOWNDRAFT



30" TELESCOPING
DOWNDRAFT
VENTILATION
JXD7030YS



36" TELESCOPING
DOWNDRAFT
VENTILATION
JXD7036YS



DISHWASHERS & COMPACTORS

Discover powerful yet quiet JennAir® Dishwashers that bring every dish and glass to a state of refined cleanliness. With flexible features like 3rd level racks and the powerful TriFecta™ Wash System, the quietest luxury dishwasher brand* belongs in your kitchen.

*Based on normal cycle.

RISE™ Dishwasher featured in Bobby Berk's Home,
Palm Springs, California
Photo credit: Alm Media Group

RISE™

24" Trifecta™ Dishwasher with Thlrd Rack



Available in multiple sizes. See page 90.

NOIR™

24" Trifecta™ Dishwasher with Thlrd Rack



Available in multiple sizes. See page 90.



QUIETEST LUXURY
DISHWASHER BRAND*

Don't settle for quiet, get the quietest luxury dishwasher brand. At 38 and 39 dBA, you never have to sacrifice cleaning performance for peace and quiet in your home.

*Based on normal cycle.



HIGH-CAPACITY 3RD RACK

The largest 3rd Level Rack in the luxury industry* glides with quiet and ease, even when fully loaded with tapas bowls, large rocks glasses and cocktail shakers.

*Based on usable volume. Models JDPSS245LX, JDPSS246LM and JDPSS245LL.



11% MORE
LOADING HEIGHT*

Load tall items like champagne flutes or water bottles into the middle rack with more loading height than previous JennAir® dishwashers.

*Compared to JennAir® dishwasher models: JDTSS246GM, JDTSS246GL, JDTSS245GX.



Panel-Ready Built-In Dishwasher featured in the Kips Bay Decorator Show House,
Dallas, Texas
Photo credit: Alm Media Group

DISHWASHERS & COMPACTORS:
DISHWASHERS

CONFIGURATIONS & OPTIONS



18"

TYPE:
FLUSH

NUMBER OF RACKS:
2 RACKS

MINIMUM DECIBEL LEVEL (DBA):
50 DBA

DESIGN EXPRESSION:
PANEL-READY



24"

TYPE:
TRADITIONAL | FLUSH

NUMBER OF RACKS:
3 RACKS | 3 RACKS WITH WASH

MINIMUM DECIBEL LEVEL (DBA):
38 DBA

DESIGN EXPRESSION:
PANEL-READY | RISE | NOIR
POCKET HANDLE



Scan to
compare all
dishwashers.

DISHWASHERS & COMPACTORS:
DISHWASHERS

PANEL-READY



18" PANEL-READY
COMPACT DISHWASHER
UDT518SAHP



24" PANEL-READY FULLY
INTEGRATED DISHWASHER
WITH 3RD LEVEL RACK
WITH WASH
JDAF5924RX



24" PANEL-READY FULLY
INTEGRATED DISHWASHER
JDAF3924RX



24" PANEL-READY FULLY
INTEGRATED
ADA/EUROPEAN
HEIGHT DISHWASHER
UDT555SAHP

RISE™ DESIGN



24" RISE™
DISHWASHER
JDPSS244PL



24" RISE™ FULLY
INTEGRATED DISHWASHER
WITH 3RD LEVEL RACK
WITH WASH
JDAF5924RL

NOIR™ DESIGN



24" NOIR™
DISHWASHER
JDPSS244PM



24" NOIR™ FULLY
INTEGRATED DISHWASHER
WITH 3RD LEVEL RACK
WITH WASH
JDAF5924RM

POCKET HANDLE



24" POCKET-HANDLE
DISHWASHER
JDPG244PS

PANEL KITS



24" RISE™ FULLY
INTEGRATED
DISHWASHER PANEL KIT
JDTFS24HL



24" NOIR™ FULLY
INTEGRATED
DISHWASHER PANEL KIT
JDTFS24HM

Compatible only with unit UDT555SAHP
24" PANEL-READY ADA/EUROPEAN HEIGHT DISHWASHER.

DISHWASHERS & COMPACTORS:
COMPACTORS

TRASH COMPACTORS
PANEL-READY



15" PANEL-READY
TRASH COMPACTOR
TC607X

RISE™ PANEL



15" RISE™
TRASH COMPACTOR PANEL KIT
JKTPX151HL

NOIR™ PANEL



15" NOIR™
TRASH COMPACTOR
PANEL KIT
JKTPX151HM



UNDERCOUNTER REFRIGERATION & ICE MAKERS

Entertain in style. JennAir® undercounter refrigeration, beverage centers, wine cellars and ice makers utilize the space below counters in kitchens, bars and entertainment centers to bring cool wherever you need it.

RISE™

24" Undercounter Refrigerator



Available in multiple sizes. See page 98.

NOIR™

24" Undercounter Refrigerator



Available in multiple sizes. See page 98.



DARING OBSIDIAN INTERIOR

Inspired by volcanic glass, this industry-exclusive dark finish erupts with high contrast style and is available in all JennAir® Undercounter Refrigeration models.



INDEPENDENT TEMPERATURE ZONES

Create two distinct climates for top-shelf libations, fresh ingredients and choice hors d'oeuvres with six curated presets at your command.



CRYSTALLINE ICE

Indulge in an ample supply of filtered ice in the JennAir® Ice Maker. Adorn your cocktail with slow-melting, fizz-reducing sparkling ice.



Photo credit: Aim Media Group

REFRIGERATION: UNDERCOUNTER REFRIGERATION & ICE MAKERS

CONFIGURATIONS & OPTIONS



REFRIGERATORS

SIZE:
24"

DESIGN EXPRESSION:
PANEL-READY | RISE | NOIR



BEVERAGE CENTERS

SIZE:
24"

DESIGN EXPRESSION:
PANEL-READY | RISE | NOIR



WINE CELLARS

SIZE:
24"

DESIGN EXPRESSION:
PANEL-READY | RISE | NOIR



REFRIGERATOR/FREEZER DRAWERS

SIZE:
24"

DESIGN EXPRESSION:
PANEL-READY | RISE | NOIR



ICE MAKERS

SIZE:
15"

DESIGN EXPRESSION:
PANEL-READY | RISE | NOIR

SOLID DOOR
PANEL-READY



24" SOLID DOOR
PANEL-READY
UNDERCOUNTER
REFRIGERATOR
(LEFT HAND SWING)
JURFL242HX

24" SOLID DOOR
PANEL-READY
UNDERCOUNTER
REFRIGERATOR
(RIGHT HAND SWING)
JURFR242HX

RISE™ DESIGN



RISE™ 24"
UNDERCOUNTER
REFRIGERATOR
(LEFT HAND SWING)
JURFL242HL

RISE™ 24"
UNDERCOUNTER
REFRIGERATOR
(RIGHT HAND SWING)
JURFR242HL

NOIR™ DESIGN



NOIR™ 24"
UNDERCOUNTER
REFRIGERATOR
(LEFT HAND SWING)
JURFL242HM

NOIR™ 24"
UNDERCOUNTER
REFRIGERATOR
(RIGHT HAND SWING)
JURFR242HM

GLASS DOOR
PANEL-READY



24" GLASS DOOR
PANEL-READY
UNDERCOUNTER
REFRIGERATOR
(LEFT HAND SWING)
JUGFL242HX

24" GLASS DOOR
PANEL-READY
UNDERCOUNTER
REFRIGERATOR
(RIGHT HAND SWING)
JUGFR242HX

RISE™ DESIGN



RISE™ 24"
UNDERCOUNTER GLASS
DOOR REFRIGERATOR
(LEFT HAND SWING)
JUGFL242HL

RISE™ 24"
UNDERCOUNTER GLASS
DOOR REFRIGERATOR
(RIGHT HAND SWING)
JUGFR242HL

NOIR™ DESIGN



NOIR™ 24"
UNDERCOUNTER GLASS
DOOR REFRIGERATOR
(LEFT HAND SWING)
JUGFL242HM

NOIR™ 24"
UNDERCOUNTER GLASS
DOOR REFRIGERATOR
(RIGHT HAND SWING)
JUGFR242HM

BEVERAGE CENTERS
PANEL-READY



24" PANEL-READY
UNDERCOUNTER
BEVERAGE CENTER
(LEFT HAND SWING)
JUBFL242HX

24" PANEL-READY
UNDERCOUNTER
BEVERAGE CENTER
(RIGHT HAND SWING)
JUBFR242HX

RISE™ DESIGN



RISE™ 24"
UNDERCOUNTER
BEVERAGE CENTER
(LEFT HAND SWING)
JUBFL242HL

RISE™ 24"
UNDERCOUNTER
BEVERAGE CENTER
(RIGHT HAND SWING)
JUBFR242HL

NOIR™ DESIGN



NOIR™ 24"
UNDERCOUNTER
BEVERAGE CENTER
(LEFT HAND SWING)
JUBFL242HM

NOIR™ 24"
UNDERCOUNTER
BEVERAGE CENTER
(RIGHT HAND SWING)
JUBFR242HM

REFRIGERATION:
UNDERCOUNTER REFRIGERATION

WINE CELLARS
PANEL-READY



24" PANEL-READY
UNDERCOUNTER
WINE CELLAR
(LEFT HAND SWING)
JUWFL242HX

24" PANEL-READY
UNDERCOUNTER
WINE CELLAR
(RIGHT HAND SWING)
JUWFR242HX

RISE™ DESIGN



RISE™ 24"
UNDERCOUNTER
WINE CELLAR
(LEFT HAND SWING)
JUWFL242HL

RISE™ 24"
UNDERCOUNTER
WINE CELLAR
(RIGHT HAND SWING)
JUWFR242HL

NOIR™ DESIGN



NOIR™ 24"
UNDERCOUNTER
WINE CELLAR
(LEFT HAND SWING)
JUWFL242HM

NOIR™ 24"
UNDERCOUNTER
WINE CELLAR
(RIGHT HAND SWING)
JUWFR242HM

DRAWERS
PANEL-READY



24" PANEL-READY
REFRIGERATOR/FREEZER
DRAWERS
JUCFP242HX

24" PANEL-READY
DOUBLE-REFRIGERATOR
DRAWERS
JUDFP242HX

RISE™ DESIGN



RISE™ 24"
REFRIGERATOR/FREEZER
DRAWERS
JUCFP242HL

RISE™ 24" DOUBLE-
REFRIGERATOR DRAWERS
JUDFP242HL

NOIR™ DESIGN



NOIR™ 24"
REFRIGERATOR/FREEZER
DRAWERS
JUCFP242HM

NOIR™ 24" DOUBLE-
REFRIGERATOR DRAWERS
JUDFP242HM

REFRIGERATION:
ICE MAKERS

ICE MAKERS
BASE UNIT



15" UNDERCOUNTER
PANEL-READY
ICE MACHINE WITH
ARTICULATING HINGE
JUIFN15HX

15" UNDERCOUNTER
PANEL-READY
ICE MACHINE WITH
ARTICULATING HINGE
WITH DRAIN PUMP
JUIFX15HX

RISE™ PANELS



RISE™ 15" ICE MAKER
PANEL KIT
(LEFT HAND SWING)
JKRPL15IHL

RISE™ 15" ICE MAKER
PANEL KIT
(RIGHT HAND SWING)
JKRPR15IHL

NOIR™ PANELS



NOIR™ 15" ICE MAKER
PANEL KIT
(LEFT HAND SWING)
JKRPL15IHM

NOIR™ 15" ICE MAKER
PANEL KIT
(RIGHT HAND SWING)
JKRPR15IHM



S M A L L K I T C H E N S

Break convention with a lineup of JennAir® appliances scaled to seamlessly integrate into a penthouse kitchenette, high-rise studio, vacation home or guest quarters. From steam ovens and warming drawers to cooktops and coffee machines, each product is enhanced with full-bodied features and flexible installation.

RISE™

24" Built-In Coffee System,
pictured with matching Warming Drawer



See page 106.

NOIR™

24" Built-In Coffee System,
pictured with matching Warming Drawer



See page 106.

Additional Small Kitchen appliances available in multiple categories:
Built-In Coffee, Wall Ovens, Warming Drawers, Cooktops and Built-In Refrigeration.
See page 106 & 107.



STEAM & CONVECTION OVENS

A lineup without limits. Whether you want steam, convection or both, 24-inch wall ovens only require a 120-volt connection and no plumbing, allowing for installation in unexpected locations.



BUILT-IN COFFEE SYSTEMS

Brew expertly crafted espresso and frothed cappuccinos precisely to your liking with JennAir® Built-In Coffee Systems. Equipped with dual-dispensing spouts and the ability to customize up to six profiles, every cup is refined to your taste.



SMALL-SPACE REFRIGERATION

Indulge in the unexpected. JennAir® Small-Space Refrigerators seamlessly fit into luxury kitchenettes and extend to unique spaces beyond the kitchen, like home gyms, beach homes and high-end studios.

RISE™ DESIGN



24' RISE™ BUILT-IN
COFFEE SYSTEM
JJB6424HL



24" RISE™ STEAM AND
CONVECTION WALL OVEN
JJW6024HL



24" RISE™ SPEED OVEN
JMC6224HL



24" RISE™
SINGLE WALL OVEN
JJW2424HL



24" RISE™
UNDER COUNTER
MICROWAVE OVEN
WITH DRAWER DESIGN
JMDFS24JL



24" RISE™
WARMING DRAWER
JJD3024HL

NOIR™ DESIGN



24" NOIR™ BUILT-IN
COFFEE SYSTEM
JJB6424HM



24" NOIR™ STEAM AND
CONVECTION WALL OVEN
JJW6024HM



24" NOIR™ SPEED OVEN
JMC6224HM



24" NOIR™
SINGLE WALL OVEN
JJW2424HM



24" NOIR™
UNDER COUNTER
MICROWAVE OVEN
WITH DRAWER DESIGN
JMDFS24HM



24" NOIR™
WARMING DRAWER
JJD3024HM

COOKTOPS



24" OBLIVION INDUCTION
COOKTOP
JIC4324KB



24" OBLIVION INDUCTION
FLEX COOKTOP
JIC4724HB



24" LUSTRE INDUCTION
FLEX COOKTOP
JIC4724HS



24" OBLIVION ELECTRIC
RADIANT COOKTOP WITH
EMOTIVE CONTROLS
JEC4424KB



24" 4-BURNER GAS
COOKTOP
JGCK424PS

REFRIGERATION



22' FULLY INTEGRATED
PANEL-READY BOTTOM-
MOUNT REFRIGERATOR
(INSTALLS IN 24" CAVITY)
JBBFX22NMX



RISE™ 22" BOTTOM-
MOUNT PANEL KIT
(LEFT HAND SWING)
JKCHL222ML



RISE™ 22" BOTTOM-
MOUNT PANEL KIT
(RIGHT HAND SWING)
JKCHR222ML



NOIR™ 22" BOTTOM-
MOUNT PANEL KIT
(LEFT HAND SWING)
JKCHL222MM



NOIR™ 22" BOTTOM-
MOUNT PANEL KIT
(RIGHT HAND SWING)
JKCHR222MM



Scan to view
Small Kitchens
appliances.

